



Noise Monitoring Result

Day Time (0700 - 1900hrs on normal weekdays)

Location: M1a - Harbour Road Sports Centre

| Date | Time | Weather | Measurement Noise Level | | | Baseline Level | Construction Noise Level | Limit Level |
|-----------------------|-------|---------|-------------------------|------|------|----------------|--------------------------|-------------|
| | | | Leq | L10 | L90 | Leq | Leq | Leq |
| Unit: dB(A), (30-min) | | | | | | | | |
| 29/06/11 | 9:18 | Cloudy | 73.8 | 76.3 | 69.9 | 69.2 | 72 | 75 |
| 05/07/11 | 8:45 | Sunny | 74.4 | 76.8 | 70.1 | 69.2 | 73 | 75 |
| 13/07/11 | 9:15 | Cloudy | 74.4 | 77.1 | 70.2 | 69.2 | 73 | 75 |
| 19/07/11 | 8:49 | Cloudy | 73.6 | 76.0 | 69.9 | 69.2 | 72 | 75 |
| 25/07/11 | 16:05 | Sunny | 73.4 | 75.5 | 70.3 | 69.2 | 71 | 75 |

Location: M2b - Noon-day gun area

| Date | Time | Weather | Measurement Noise Level | | | Baseline Level | Construction Noise Level | Limit Level |
|-----------------------|-------|---------|-------------------------|------|------|----------------|--------------------------|-------------|
| | | | Leq | L10 | L90 | Leq | Leq | Leq |
| Unit: dB(A), (30-min) | | | | | | | | |
| 29/06/11 | 10:05 | Cloudy | 69.7 | 70.7 | 68.2 | - | 70 | 75 |
| 05/07/11 | 9:36 | Sunny | 74.4 | 75.6 | 71.9 | - | 74 | 75 |
| 14/07/11 | 15:35 | Cloudy | 69.1 | 70.8 | 67.1 | - | 69 | 75 |
| 19/07/11 | 9:45 | Cloudy | 70.2 | 71.4 | 68.2 | - | 70 | 75 |
| 25/07/11 | 10:36 | Sunny | 70.0 | 71.7 | 67.1 | - | 70 | 75 |

Location: M3a - Tung Lo Wan Fire Station

| Date | Time | Weather | Measurement Noise Level | | | Baseline Level | Construction Noise Level | Limit Level |
|-----------------------|-------|---------|-------------------------|------|------|----------------|--------------------------|-------------|
| | | | Leq | L10 | L90 | Leq | Leq | Leq |
| Unit: dB(A), (30-min) | | | | | | | | |
| 29/06/11 | 10:53 | Cloudy | 67.5 | 69.3 | 65.1 | - | 68 | 75 |
| 05/07/11 | 10:19 | Sunny | 68.2 | 70.0 | 64.7 | - | 68 | 75 |
| 13/07/11 | 10:53 | Cloudy | 67.9 | 69.8 | 65.0 | - | 68 | 75 |
| 19/07/11 | 10:29 | Cloudy | 67.4 | 69.1 | 65.4 | - | 67 | 75 |
| 25/07/11 | 11:15 | Sunny | 67.7 | 69.3 | 65.2 | - | 68 | 75 |

Location: M4b - Victoria Centre

| Date | Time | Weather | Measurement Noise Level | | | Baseline Noise Level | Construction Noise Level | Limit Level |
|----------------------|-------|---------|-------------------------|------|------|----------------------|--------------------------|-------------|
| | | | Leq | L10 | L90 | Leq | Leq | Leq |
| Unit: dB(A), (30min) | | | | | | | | |
| 29/06/11 | 11:32 | Cloudy | 71.5 | 73.9 | 66.7 | - | 72 | 75 |
| 05/07/11 | 11:00 | Fine | 68.6 | 69.8 | 66.9 | - | 69 | 75 |
| 13/07/11 | 10:05 | Cloudy | 75.1 | 78.1 | 70.3 | - | 75 | 75 |
| 19/07/11 | 11:19 | Fine | 71.7 | 73.7 | 68.0 | - | 72 | 75 |
| 25/07/11 | 13:00 | Sunny | 70.9 | 72.4 | 68.7 | - | 71 | 75 |

Location: M5b - City Garden

| Date | Time | Weather | Measurement Noise Level | | | Baseline Level | Construction Noise Level | Limit Level |
|----------------------|-------|---------|-------------------------|------|------|----------------|--------------------------|-------------|
| | | | Leq | L10 | L90 | Leq | Leq | Leq |
| Unit: dB(A), (30min) | | | | | | | | |
| 30/06/11 | 9:55 | Cloudy | 70.3 | 72.0 | 68.3 | - | 70 | 75 |
| 05/07/11 | 13:35 | Sunny | 71.7 | 73.0 | 69.9 | - | 72 | 75 |
| 13/07/11 | 13:00 | Cloudy | 69.9 | 71.4 | 67.8 | - | 70 | 75 |
| 19/07/11 | 13:15 | Cloudy | 68.4 | 69.7 | 66.6 | - | 68 | 75 |
| 25/07/11 | 15:02 | Sunny | 70.4 | 71.3 | 68.4 | - | 70 | 75 |



Noise Monitoring Result

Restricted Time (1900 - 2300 hrs on normal weekdays and 0700-2300 on holiday)

Location: M4b - Victoria Centre

| Date | Time | Weather | Measurement Noise Level | | | Average Noise Level | Baseline Noise Level | Construction Noise Level | Limit Level |
|----------------------|-------|---------|-------------------------|------|------|---------------------|----------------------|--------------------------|-------------|
| | | | Leq | L10 | L90 | Leq | Leq | Leq | Leq |
| Unit: dB(A), (5-min) | | | | | | | | | |
| 29/06/11 | 19:50 | Fine | 68.2 | 69.9 | 66.4 | 68.1 | - | 68 | 70 |
| | 19:56 | | 68.1 | 69.4 | 66.4 | | | | |
| | 20:02 | | 67.9 | 69.3 | 65.9 | | | | |
| 05/07/11 | 20:57 | Fine | 67.6 | 69.0 | 65.4 | 67.5 | - | 68 | 70 |
| | 21:03 | | 67.4 | 69.4 | 65.1 | | | | |
| | 21:10 | | 67.6 | 69.2 | 65.0 | | | | |
| 13/07/11 | 20:56 | Cloudy | 67.0 | 69.1 | 64.6 | 67.0 | - | 67 | 70 |
| | 21:03 | | 66.9 | 68.4 | 64.7 | | | | |
| | 21:10 | | 67.1 | 66.7 | 64.7 | | | | |
| 19/07/11 | 21:00 | Cloudy | 67.5 | 69.0 | 65.5 | 67.3 | - | 67 | 70 |
| | 21:06 | | 67.2 | 68.8 | 65.0 | | | | |
| | 21:12 | | 67.2 | 68.8 | 65.1 | | | | |
| 25/07/11 | 20:50 | Fine | 68.1 | 69.9 | 65.0 | 67.4 | - | 67 | 70 |
| | 20:55 | | 66.9 | 68.7 | 64.9 | | | | |
| | 21:00 | | 67.1 | 68.8 | 65.0 | | | | |

Location: M5b - City Garden

| Date | Time | Weather | Measurement Noise Level | | | Average Noise Level | Baseline Level | Construction Noise Level | Limit Level |
|----------------------|-------|---------|-------------------------|------|------|---------------------|----------------|--------------------------|-------------|
| | | | Leq | L10 | L90 | Leq | Leq | Leq | Leq |
| Unit: dB(A), (5-min) | | | | | | | | | |
| 29/06/11 | 19:15 | Fine | 69.5 | 70.5 | 68.0 | 69.3 | - | 69 | 70 |
| | 19:21 | | 69.1 | 70.0 | 67.8 | | | | |
| | 19:27 | | 69.4 | 70.7 | 67.4 | | | | |
| 05/07/11 | 21:27 | Fine | 66.5 | 67.6 | 65.3 | 67.0 | - | 67 | 70 |
| | 21:33 | | 66.7 | 67.3 | 65.2 | | | | |
| | 21:39 | | 67.8 | 69.5 | 65.9 | | | | |
| 13/07/11 | 21:30 | Cloudy | 67.4 | 68.1 | 67.2 | 66.7 | - | 67 | 70 |
| | 21:36 | | 66.4 | 69.4 | 66.3 | | | | |
| | 21:42 | | 66.4 | 66.4 | 66.0 | | | | |
| 19/07/11 | 21:30 | Cloudy | 68.4 | 69.6 | 67.0 | 68.3 | - | 68 | 70 |
| | 21:36 | | 67.7 | 68.7 | 66.4 | | | | |
| | 21:42 | | 68.9 | 69.9 | 65.8 | | | | |
| 25/07/11 | 21:20 | Fine | 70.5 | 73.2 | 66.1 | 69.1 | - | 69 | 70 |
| | 21:25 | | 69.0 | 71.2 | 66.0 | | | | |
| | 21:30 | | 67.9 | 69.6 | 65.3 | | | | |

Location: M1a - Harbour Road Sports Center

| Date | Time | Weather | Measurement Noise Level | | | Average Noise Level | Baseline Level | Construction Noise Level | Limit Level |
|----------------------|-------|---------|-------------------------|------|------|---------------------|----------------|--------------------------|-------------|
| | | | Leq | L10 | L90 | Leq | Leq | Leq | Leq |
| Unit: dB(A), (5-min) | | | | | | | | | |
| 29/06/11 | 21:37 | Cloudy | 71.1 | 73.4 | 67.2 | 71.7 | 61.1 | 71 | 70 |
| | 21:43 | | 72.4 | 74.7 | 67.2 | | | | |
| | 21:49 | | 71.6 | 73.8 | 68.2 | | | | |
| 05/07/11 | 19:17 | Fine | 72.7 | 75.5 | 68.4 | 72.2 | 61.1 | 72 | 70 |
| | 19:23 | | 72.2 | 75.0 | 67.6 | | | | |
| | 19:29 | | 71.7 | 74.1 | 67.6 | | | | |
| 13/07/11 | 19:00 | Cloudy | 73.9 | 76.1 | 71.2 | 73.5 | 61.1 | 73 | 70 |
| | 19:05 | | 73.1 | 75.0 | 69.9 | | | | |
| | 19:11 | | 73.5 | 75.3 | 70.0 | | | | |
| 19/07/11 | 19:25 | Cloudy | 72.3 | 74.8 | 67.9 | 72.3 | 61.1 | 72 | 70 |
| | 19:31 | | 72.3 | 74.9 | 68.0 | | | | |
| | 19:37 | | 72.4 | 74.4 | 68.6 | | | | |
| 25/07/11 | 19:17 | Fine | 72.9 | 75.1 | 69.5 | 72.9 | 61.1 | 73 | 70 |
| | 19:22 | | 72.8 | 75.3 | 68.4 | | | | |
| | 19:27 | | 73.1 | 75.3 | 69.3 | | | | |



Noise Monitoring Result

Restricted Time (1900 - 2300 hrs on normal weekdays and 0700-2300 on holiday)

Location: M2b -Noon-day gun area

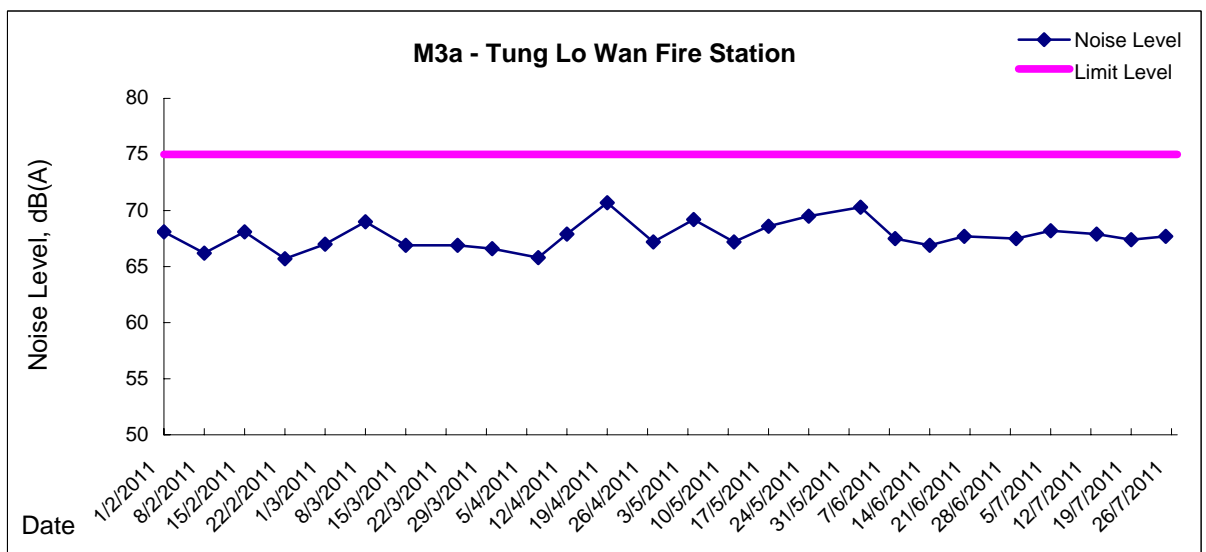
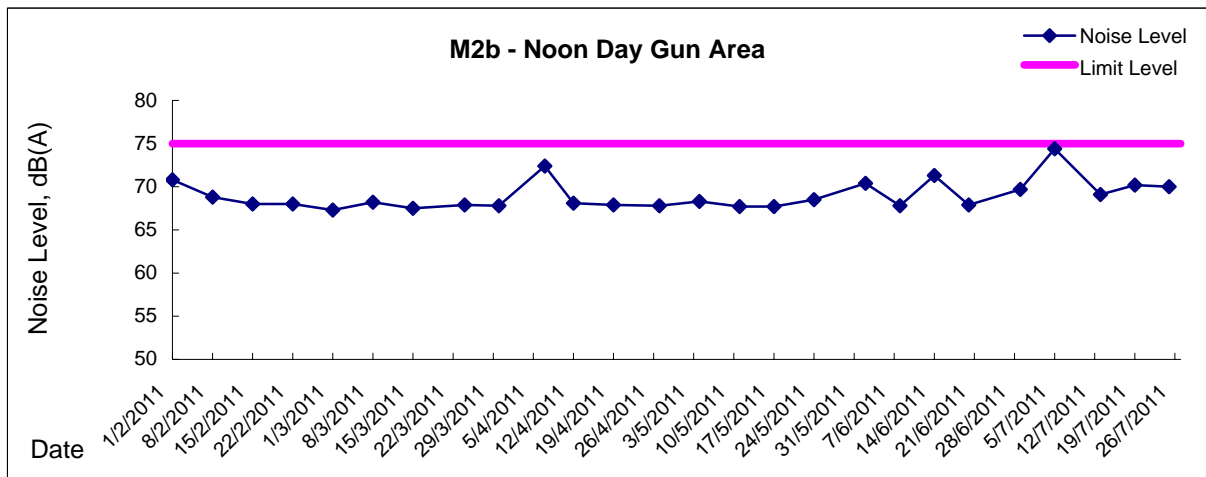
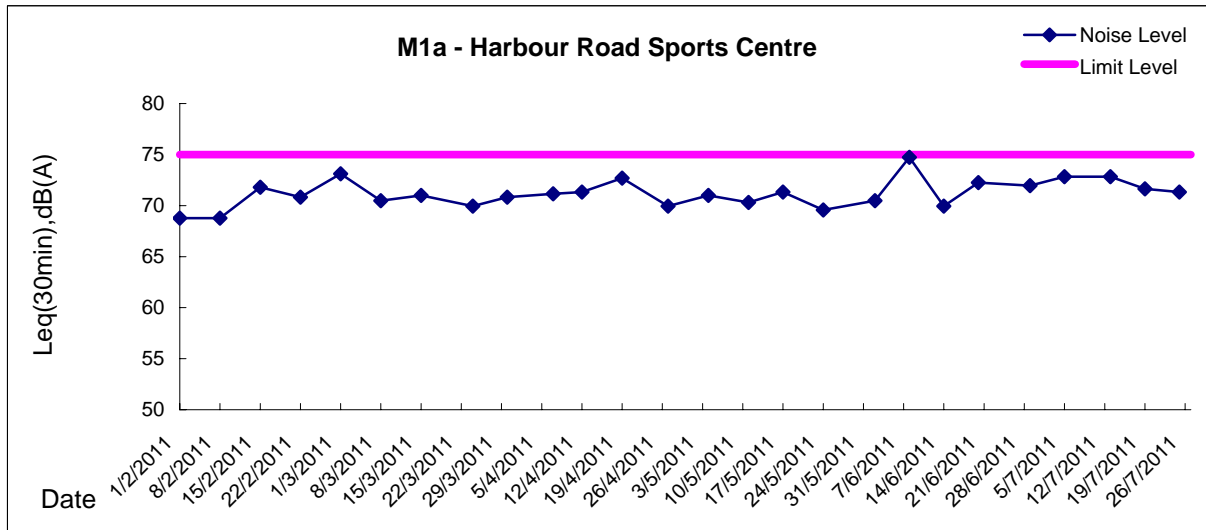
| Date | Time | Weather | Measurement Noise Level | | | Average Noise Level | Baseline Level | Construction Noise Level | Limit Level |
|----------------------|-------|---------|-------------------------|------|------|---------------------|----------------|--------------------------|-------------|
| | | | Leq | L10 | L90 | Leq | Leq | Leq | Leq |
| Unit: dB(A), (5-min) | | | | | | | | | |
| 29/06/11 | 20:57 | Fine | 68.2 | 69.7 | 66.1 | 67.8 | - | 68 | 70 |
| | 21:03 | | 67.7 | 69.0 | 66.2 | | | | |
| | 21:09 | | 67.5 | 68.6 | 66.0 | | | | |
| 05/07/11 | 19:59 | Fine | 67.2 | 68.7 | 65.5 | 68.0 | - | 68 | 70 |
| | 20:05 | | 68.6 | 70.2 | 65.9 | | | | |
| | 20:11 | | 68.2 | 70.1 | 66.1 | | | | |
| 13/07/11 | 19:45 | Cloudy | 68.7 | 70.4 | 66.1 | 68.2 | - | 68 | 70 |
| | 19:51 | | 68.2 | 69.9 | 65.8 | | | | |
| | 19:56 | | 67.7 | 69.3 | 64.9 | | | | |
| 19/07/11 | 19:56 | Cloudy | 66.8 | 68.7 | 63.9 | 66.4 | - | 66 | 70 |
| | 20:02 | | 65.8 | 67.7 | 63.4 | | | | |
| | 20:08 | | 66.6 | 68.4 | 64.0 | | | | |
| 25/07/11 | 19:50 | Fine | 67.4 | 68.9 | 64.1 | 66.4 | - | 66 | 70 |
| | 19:55 | | 67.0 | 68.4 | 64.5 | | | | |
| | 20:00 | | 64.9 | 66.3 | 62.9 | | | | |

Location: M3a - Tung Lo Wan Fire Station

| Date | Time | Weather | Measurement Noise Level | | | Average Noise Level | Baseline Level | Construction Noise Level | Limit Level |
|----------------------|-------|---------|-------------------------|------|------|---------------------|----------------|--------------------------|-------------|
| | | | Leq | L10 | L90 | Leq | Leq | Leq | Leq |
| Unit: dB(A), (5-min) | | | | | | | | | |
| 29/06/11 | 20:21 | Fine | 66.3 | 69.4 | 62.0 | 65.8 | - | 66 | 70 |
| | 20:27 | | 65.3 | 67.3 | 63.2 | | | | |
| | 20:33 | | 65.7 | 67.9 | 62.6 | | | | |
| 05/07/11 | 20:28 | Fine | 65.1 | 67.2 | 62.4 | 65.4 | - | 65 | 70 |
| | 20:35 | | 65.7 | 68.2 | 62.8 | | | | |
| | 20:37 | | 65.4 | 68.0 | 62.5 | | | | |
| 13/07/11 | 20:25 | Cloudy | 67.1 | 69.9 | 63.6 | 65.7 | - | 66 | 70 |
| | 20:31 | | 65.0 | 67.0 | 61.8 | | | | |
| | 20:37 | | 65.0 | 66.6 | 62.5 | | | | |
| 19/07/11 | 20:27 | Cloudy | 64.8 | 66.9 | 62.4 | 65.0 | - | 65 | 70 |
| | 20:33 | | 65.3 | 68.0 | 62.3 | | | | |
| | 20:39 | | 64.8 | 66.7 | 62.1 | | | | |
| 25/07/11 | 20:23 | Fine | 66.2 | 68.6 | 62.9 | 65.6 | - | 66 | 70 |
| | 20:28 | | 65.5 | 68.5 | 62.7 | | | | |
| | 20:33 | | 65.1 | 67.7 | 62.6 | | | | |

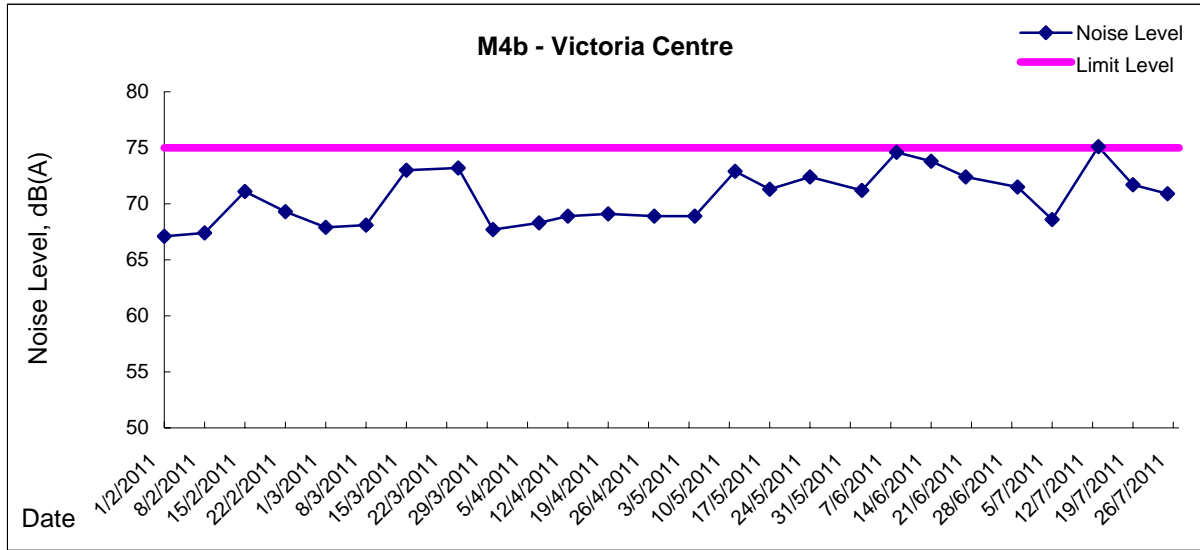


Graphic Presentation of Noise Monitoring Result
Day Time (0700 - 1900hrs on normal weekdays)



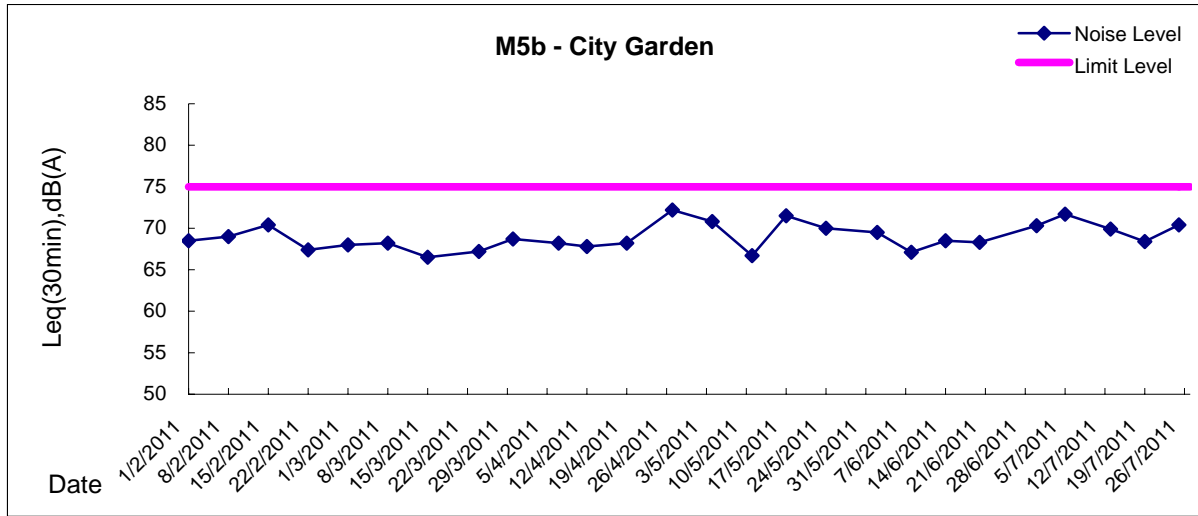


Graphic Presentation of Noise Monitoring Result
Day Time (0700 - 1900hrs on normal weekdays)





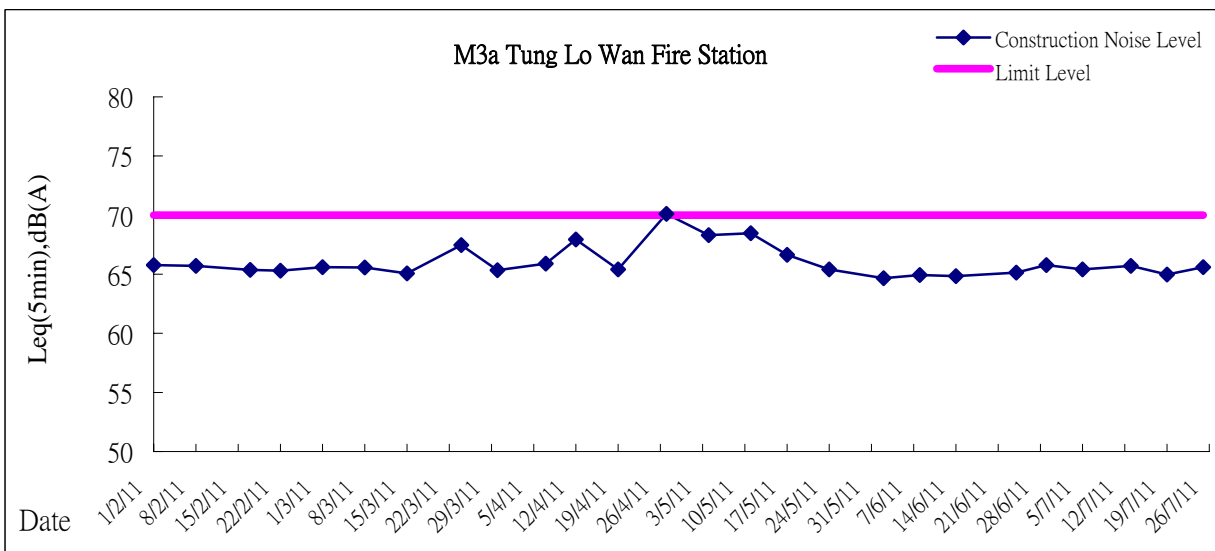
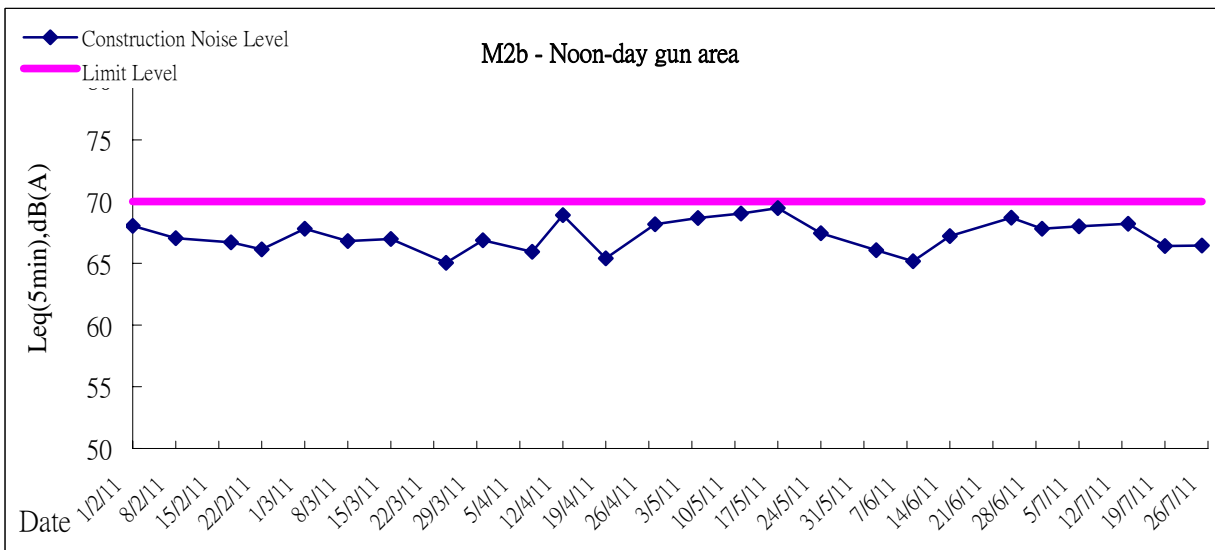
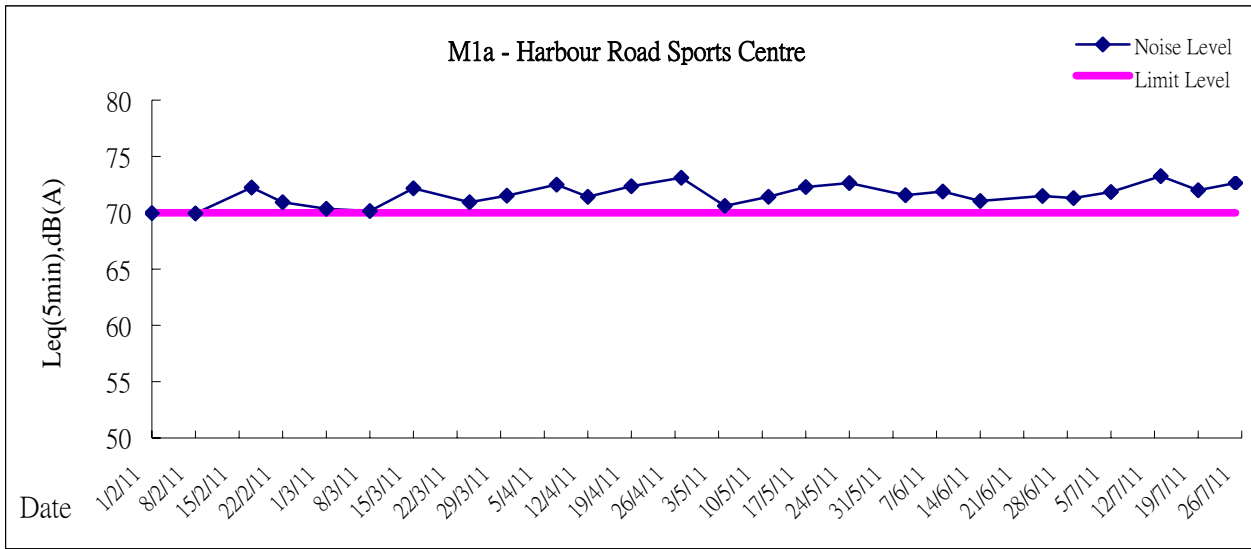
Graphic Presentation of Noise Monitoring Result
Day Time (0700 - 1900hrs on normal weekdays)





Graphic Presentation of Noise Monitoring Result

Restricted Time (1900 - 2300 hrs on normal weekdays and 0700-2300 on holiday)





Graphic Presentation of Noise Monitoring Result

Restricted Time (1900 - 2300 hrs on normal weekdays and 0700-2300 on holiday)

